





How to use Explore Arts Everywhere Cards: For Adult Helpers

Use as many or as few cards as you like!

These fun and simple challenges:

-  Help children identify art forms present in their surroundings.
-  Help provide **structure** and focus during a trip.
-  Can be used in **any place** and in **any way** – adapt and skip as you see fit.
-  Are **flexible** – there is no right or wrong way to use them!

Each card has a different close-up picture on the back.

They are all things that have been designed or made.

Can the children guess what each picture is?

Can they find it at Brunel's ss Great Britain?

Change your Viewpoint

Look at your surroundings in a different way.

You could...

Look up

Look down

Look far away

Look over the top

Look underneath

Look up close

Describe something you have seen to a friend or the group.

Can they find the thing that you have described?

Act it Out!

Find a place that you think is interesting.

Who might have been here before?

What sort of things might they have done or said?

In your group or with a friend, share your ideas and try making up and acting out a short scene.

Why not pretend to do or say some of the things that you thought of?

Changing Places

Find a place that you think is interesting.

What art forms can you spot in this place?

What thing(s) could you add to this place to make it:

more interesting?

more beautiful?

Explain your idea to a friend or the group.

Could your idea be an art form too?



Supported using public funding by

Department for Education | Arts Council England

Photography by Adam Gasson and James King

EXPLORE ARTS EVERYWHERE

SS GREAT BRITAIN

Brunel's



Shape Hunters

Nominate a person to choose any shape and tell the group what they have chosen.

Can you find this shape in your surroundings?

You could...

Look up

Look over the top

Look down

Look underneath

Look far away

Look up close

How many times did you find this shape?

In what materials did you find this shape?

Story Making Chain

Explore the space around you using looking, smelling, touching and hearing.

In your group or with a friend, take it in turns to build a story together.

What have you seen, smelt, touched and heard?

Use this to inspire your story.

Decide who will start the story. Take turns making up the next parts of your story.

How will your story end?

Words and Sounds

Close your eyes.

Listen carefully to the sounds all around you.

What sounds can you hear?

Can you think of 3 words that might describe these sounds?

Share your words with a friend or the group.

Describing Details

Make a shape with your fingers.

Choose something around you that you find interesting.

Look at it closely through the shape you have made.

What do you see? Describe it.

Now look at the whole thing.

What different things do you notice?






Arts Everywhere!

Look all around you. In this place...

Can you find something that has been made or designed by someone?

Tell a friend or the group something about the thing you have chosen.

You could tell them:


-  What you found
-  What you think it might be made from
-  If you like it. **Why or why not?**

Talking Textures

Explore your surroundings using touching. Choose a texture that you find interesting and show a friend or the group.

Together, what words can you think of that could describe this texture?

Why do you think the texture feels the way it does?

-  You could even make some rubbings or drawings of the best textures you find.

Story Detectives

Did you know that most places tell a story?

Find a place that you find interesting.

Explore your surroundings and look for clues by seeing, smelling, touching and hearing.

What do you think might have happened in this place? Look for clues to help you decide.

Then, share your ideas with a friend or the group.

What clues did you find as evidence for your story?


Arty Alphabet

Words and letters can be designed too.

Find something that has interesting or beautiful writing on it.

What do you like about it?

What do you think the purpose of this writing might be?

-  Pretend that your finger is a pencil and try drawing a letter in the air. Try drawing the letter big...and then small!

